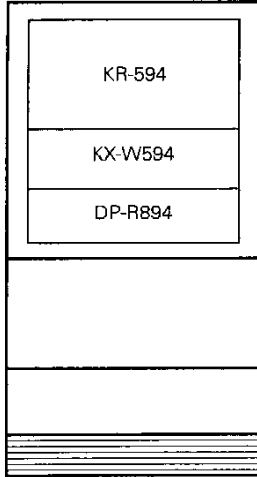


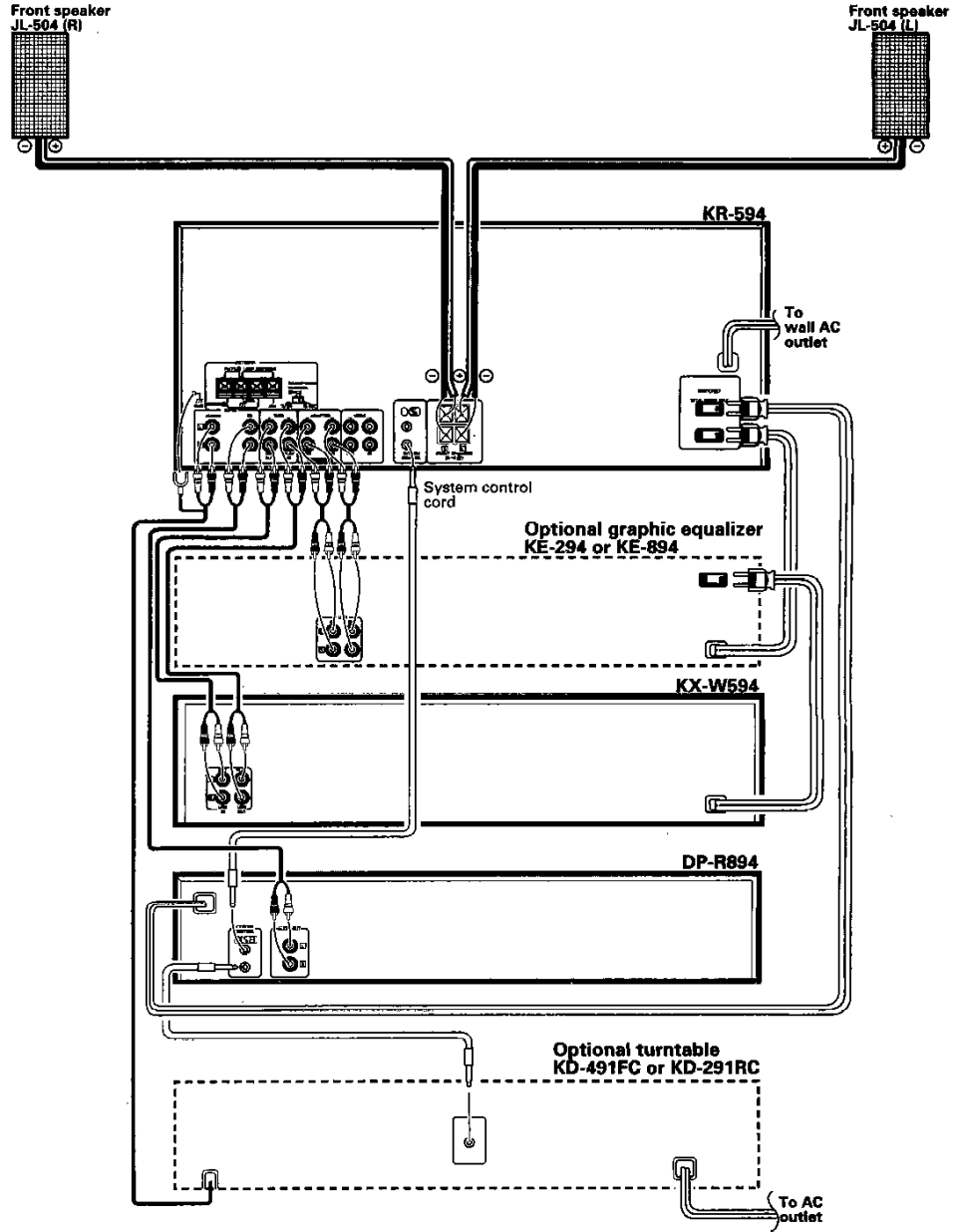
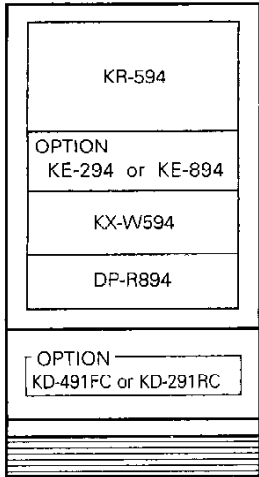
# KENWOOD

## SPECTRUM 330 / SPECTRUM 337M SYSTEM CONNECTIONS

**Order of rack mounting**  
Rack : SRC-404



**With Turntable and graphic equalizer**



**IMPORTANT**

**DO NOT REMOVE JUMPER PLUGS FROM ADAPTER OUTLET OF KR-594 UNLESS SYSTEM IS USED WITH OPTIONAL KENWOOD GRAPHIC EQUALIZER (KE-294 OR KE-894). SEE PAGE 5 OF THE INSTRUCTION MANUAL FOR MORE INFORMATION.**

To insure the optimum performance from your new KENWOOD components, please follow these simple instructions.

Place the receiver on top of the other components. This will provide adequate ventilation and it will "anchor" the rest of the components.

For the antenna connection to the receiver, refer to the instructions provided with the receiver

Be sure to insert the system control cord plugs fully into the SYSTEM CONTROL terminals.